



# 24cm VINPAPERS

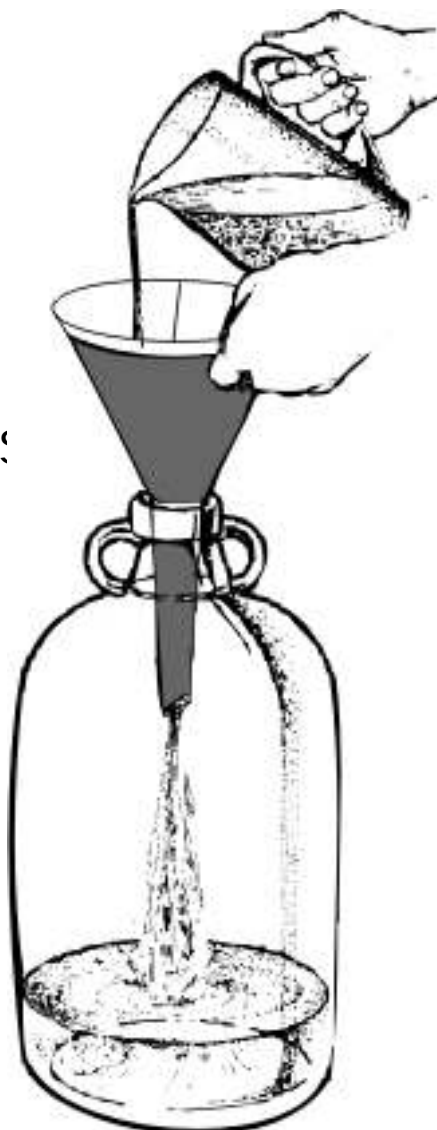
**CONTENTS:**  
**25** Wet Strength  
Filter Papers



for  
HOME  
WINEMAKERS

BEFORE USING A  
FILTER PAPER.  
Pass 250ml of tap water  
through the filter paper.  
Discard the water  
to drain.

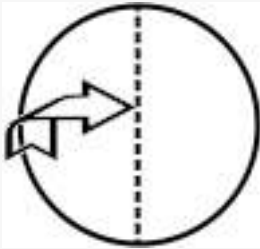
**HARRIS FILTERS**  
42 & 43 Zoar Street,  
Lower Gornal, Dudley,  
West Midlands,  
DY3 2PA, UK



[www.harrisfilters.com](http://www.harrisfilters.com)  
[www.homewinemaking.co.uk](http://www.homewinemaking.co.uk)

[sales@harrisfilters.com](mailto:sales@harrisfilters.com)  
[sales@homewinemaking.co.uk](mailto:sales@homewinemaking.co.uk)

## EASY WAY OF FOLDING A FILTER PAPER



Fold in half



Fold again  
into quarters



Open out to make a cone,  
to fit inside a funnel.  
With  $\frac{3}{4}$  on one side and  
 $\frac{1}{4}$  on the other

## IMPROVED WAY OF FOLDING PAPERS (FLUTING)

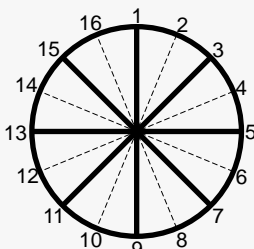
- Make 4 folds, which when opened divides into 16 segments.
- Fold the points marked "1" and "3" back so they meet, and crease back to the line marked "2".

Hold this folded portion in position, repeat the above with "3" and "5", creasing back the line marked "4".

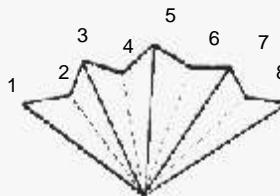
The lines marked "2" and "4" should now meet.

Continue to fold together the odd numbers, creasing back the even numbers.

- When completed as a closed fan, open out as a cone and then locate in the funnel.



(a)



(b)



(c)

